

Job Name:

System Reference:

Date:

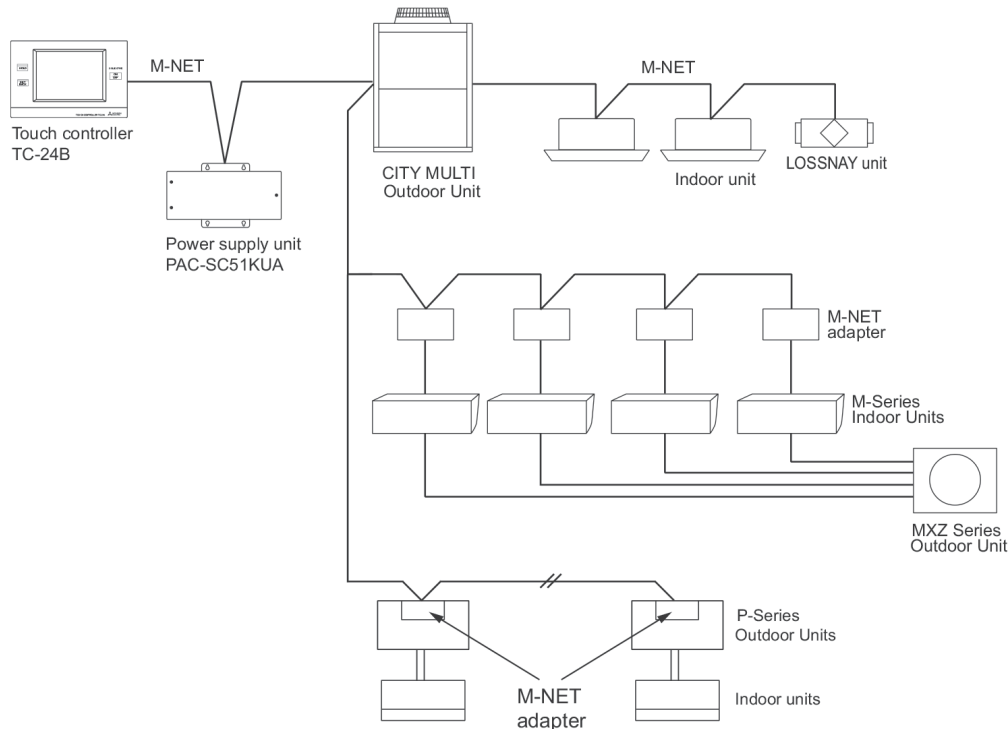


- Collective batch operation
- Timed override and hold functions
- On/Off
- Operation mode:
 - o Auto* (Dual or Single set-point)
 - o Cool
 - o Heat
 - o Fan
 - o Drying
 - o Setback*
- Note: *R2 Series only (connected equipment dependent)
- Permits or prohibits remote controller functions:
 - On/Off
 - Change Operation Mode
 - Set Temperature adjustment
 - Filter Status
 - Change Air Direction
 - Change Fan Speed
- External input/output signals for batch operation:
 - Start/Stop
 - Emergency Stop
- Scheduling:
 - Daily
 - Weekly schedules
- Wiring: requires power supply unit (PAC-SC51KUA)
- Dimensions: 4-23/32 H x 7-3/32 W x 1-3/16 D in.

TC-24B-J CENTRALIZED CONTROLLER SPECIFICATIONS

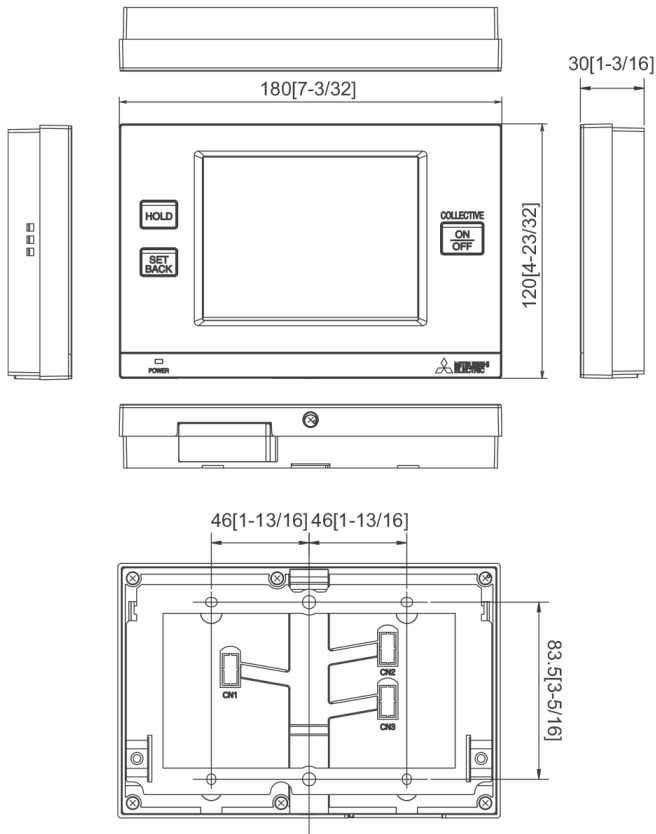
- Manages:
 - Up to 24 indoor units
 - LOSSNAY®
 - M- and P-Series with M-NET adapter
 - DIDO channels.
- Controls:
 - Individually
 - Group

SYSTEM EXAMPLES



Dimensions: TC-24B-J

Unit:mm[in.]



Item	Specifications	
Power Supply	30 VDC* (for connection to M-NET only)	Receives power from the power supply unit for transmission line or from outdoor unit via the M-NET transmission cable. The Power Consumption Coefficient** of Touch Controller is "4".
Operating conditions	Temperature	Operating Range 0° C – +40° C [32° F – +104° F]
		Non-operating Range -20° C – +70° C [-4° F – +158° F]
	Humidity	30-90% RH (No condensation)
Weight	1-1/8 lbs. (0.5 kg)	
Dimensions (W x H x D)	7-3/32 × 4-23/32 × 1-3/16 in. (180 × 120 × 30 mm)	

Notes:

* Not for use with a generic DC power supply device. Use the power supply unit for transmission line (PAC-SC51KUA)

** "Power Consumption Coefficient" is a coefficient to calculate the relative power consumption of the devices that receive power through the M-NET transmission line.

NOTES:

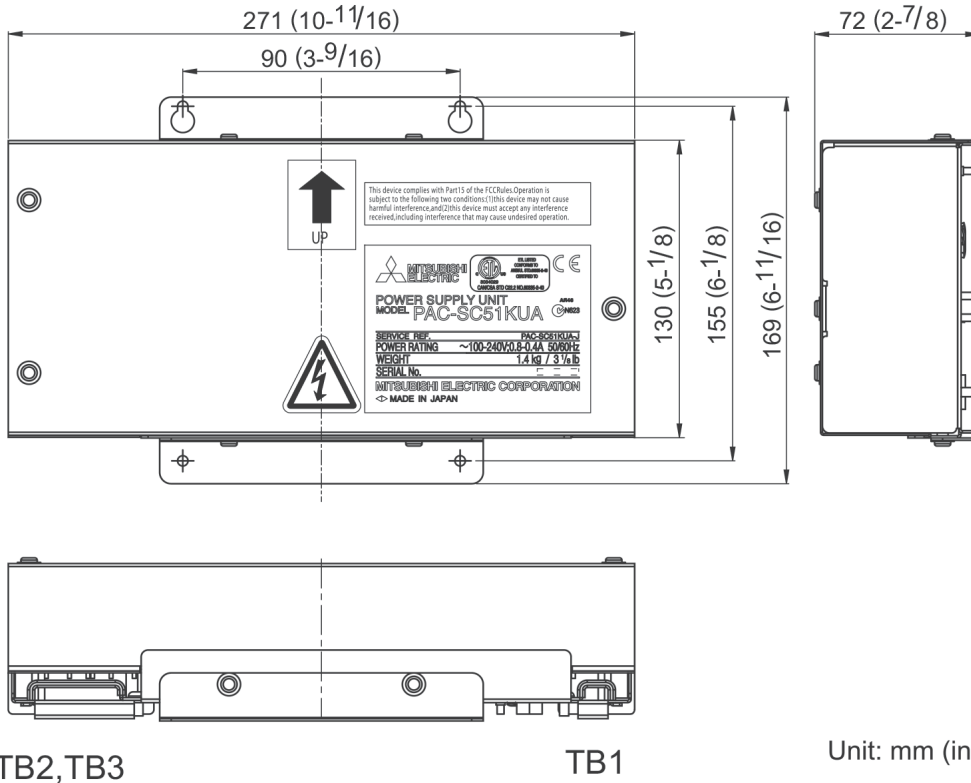
Model: PAC-SC51KUA

POWER SUPPLY (PAC-SC51KUA) SPECIFICATIONS

- Rated input voltage and current: 100 - 240VAC ±10 %; 0.8A – 0.4A; 50Hz/60Hz single-phase
- Fuse: 6.3A time delay type
- Output voltage/current: M-NET: 23.0 – 32.0VDC
- Dimensions: (H x W x D) 6-11/16 x 10-11/16 x 2-7/8"
- Weight: 3-1/8 lbs
- Indoor installation in field-supplied control panel or surface mount attachment (sold separately)

Item	Specifications		
Source Power Requirements	Rated Input Voltage / Current	100 - 240VAC ±10%; 0.8A - 0.4A, 50/60Hz single phase	
	Fuse: 6.3 time delay type (IEC127-2 S.S.5)		
Output Voltage / Current	M-NET	23.0 - 32.0VDC	
	DC Power Supply	Not used	
Load Capacity	One TC-24B-J Centralized Controller		
Environmental Conditions	Temperature	Operating Range	14° - 131°F (-10° - +55°C)
		Storage Range	-4° - +140°F (-20° - +60°C)
	Humidity	30-90% RH (no condensation)	
Dimensions (H x W x D)	6-11/16 x 10-11/16 x 2-7/8" (169 x 271 x 72mm)		
Weight	3-1/8 lbs. (1.4kg)		
Installation Environment	Indoor installation in field-supplied control panel or surface mount attachment (sold separately).		

PAC-SC51KUA POWER SUPPLY DIMENSIONS



Specifications are subject to change without notice.
 1340 Satellite Boulevard, Suwanee, GA 30024
 Toll Free: 800-433-4822 www.mehvac.com
 © 2020 Mitsubishi Electric Trane HVAC US LLC. All rights reserved.
 M_Submittal_TC-24B-J 01-2020